




Z-TYPE DESIGN CHART

Z-56 - Z-105

24 GORES

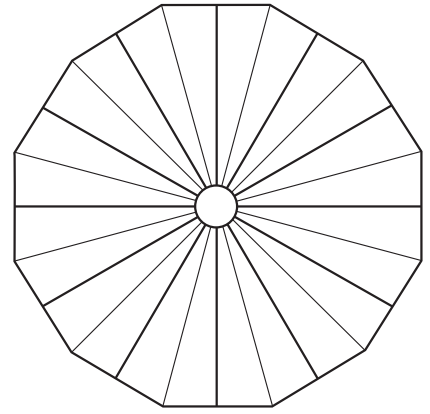


Size shown Z-90

Completed by

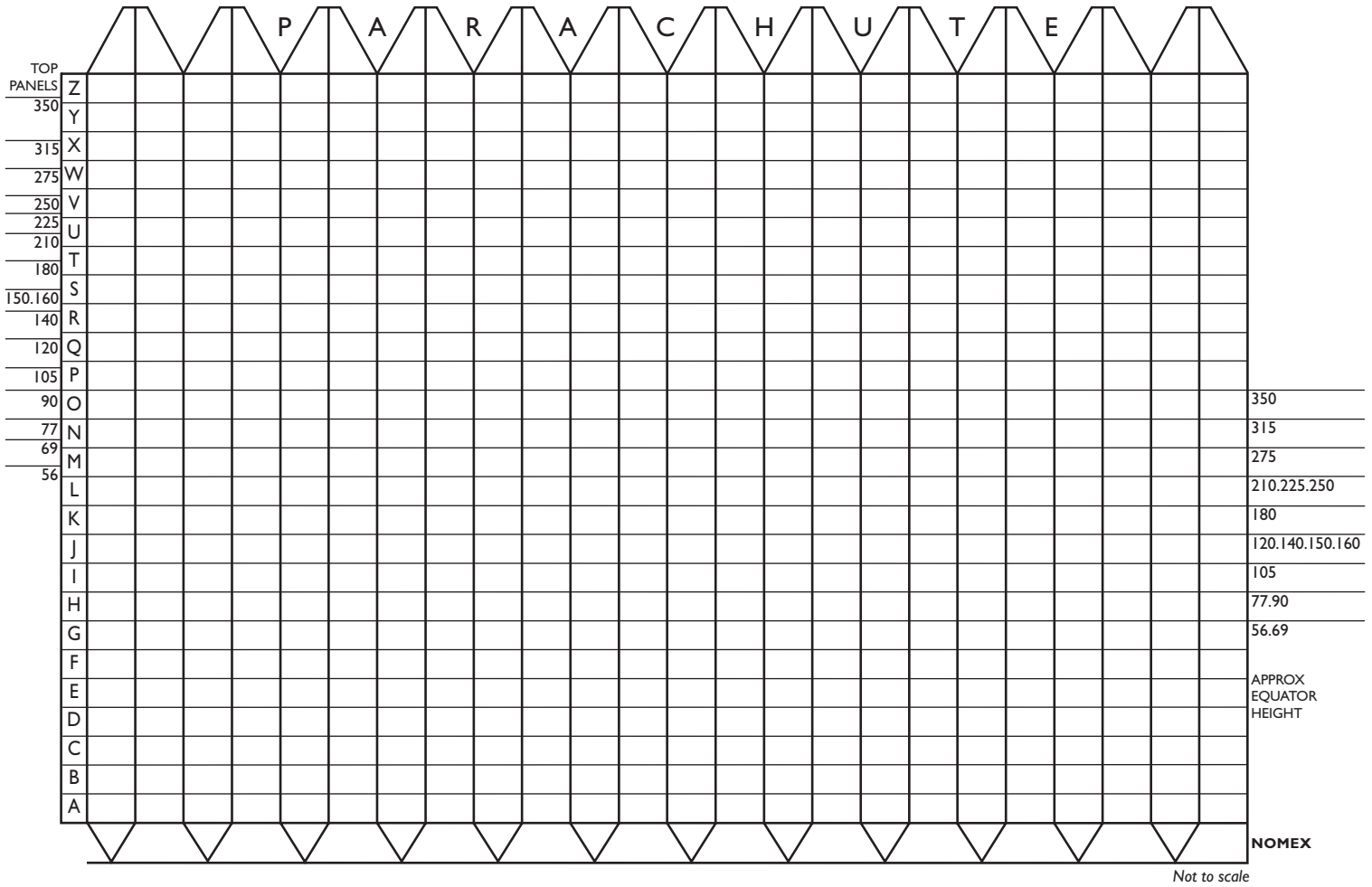
Name:	Address:	
	Tel / Email:	Date
Sales:	C/N	

These Z-Type envelopes are constructed from 24 gores providing a smooth shape with zero horizontal stress. Larger Z-type envelopes may have 28 or 32 gores, for which separate design charts are available. Each gore is built-up from a number of nylon panels which are identified by letters. The row of panels around the base of the balloon, immediately above the fire resistant Nomex mouth panels, are 'A' panels. 'A' is followed by 'B' with the series continuing upward. The number of panels in each gore varies depending on envelope size and this can affect the colour scheme, especially for spiral and block designs.



The location of the equator is also affected by size and can significantly influence the positioning of any artwork.

A parachute top is standard. This is constructed from 24 panels that radiate from a centre patch. Fast deflation systems are optional. There is no extra charge for changes of fabric colour at any of the lines shown on the chart if the colours are from the standard Cameron range.



MODEL	Z-56	Z-69	Z-77	Z-90	Z-105	Z-120	Z-140	Z-150	Z-160	Z-180	Z-210	Z-225	Z-250	Z-275	Z-315	Z-350
MAX. PANEL WIDTH	1.97	2.10	2.20	2.30	2.43	2.53	2.68	2.73	2.84	2.96	3.07	3.14	3.26	3.41	3.53	3.70
PANEL DEPTH	1.43	1.43	1.43	1.43	1.43	1.43	1.43	1.43	1.43	1.43	1.43	1.43	1.43	1.43	1.43	1.43

All dimensions shown in metres

White load tapes will be used unless indicated otherwise. Tick here for black tapes
 Before starting your design you may wish to make extra photocopies of this blank chart. When the design has been completed please send it to Cameron Balloons at the address shown or return it to your Cameron dealer.

Please note any special requirements here: